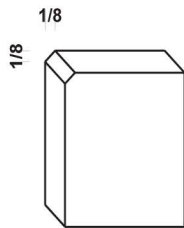


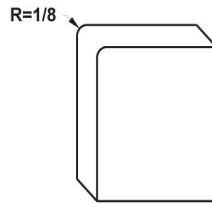
EDGE STYLES

Price Group 1 Edge Style

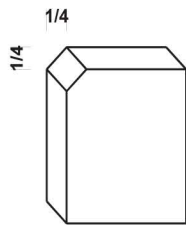
Price Group 1 Edge Style



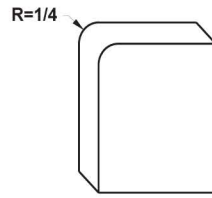
1/8" Bevel
*no minimum
 thickness*



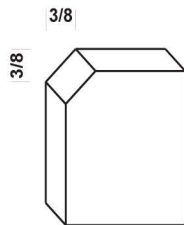
1/8" Roundover
*no minimum
 thickness*



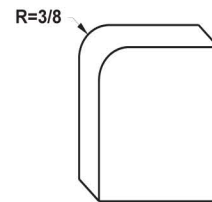
1/4" Bevel
*no minimum
 thickness*



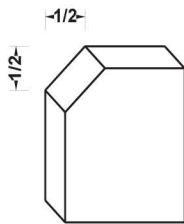
1/4" Roundover
*no minimum
 thickness*



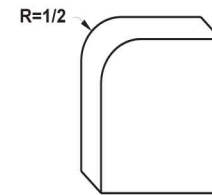
3/8" Bevel
*no minimum
 thickness*



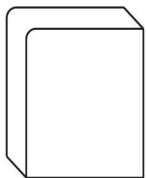
3/8" Roundover
*no minimum
 thickness*



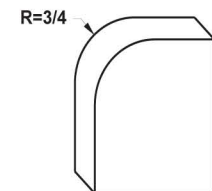
1/2" Bevel
*no minimum
 thickness*



1/2" Roundover
*no minimum
 thickness*



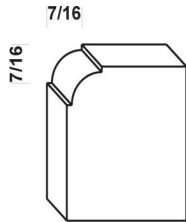
Eased
*no minimum
 thickness*



3/4" Roundover
*no minimum
 thickness*

EDGE STYLES

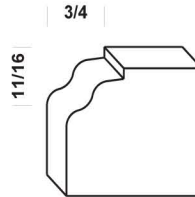
Price Group 2 Edge Style



3/8" Beaded
Roundover

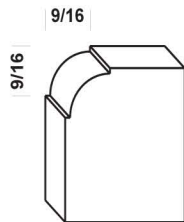
*no minimum
thickness*

Price Group 2 Edge Style



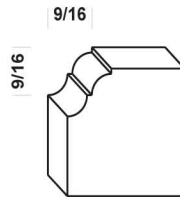
Roman Ogee

*no minimum
thickness*



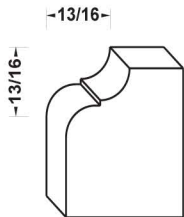
1/2" Beaded
Roundover

*no minimum
thickness*



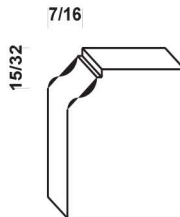
Small Double
Roman Ogee

*no minimum
thickness*



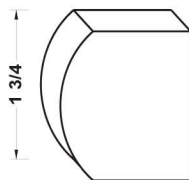
Classical Ogee

*no minimum
thickness*



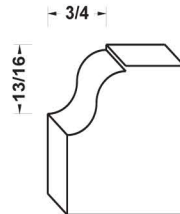
Small
Standard Ogee

*no minimum
thickness*



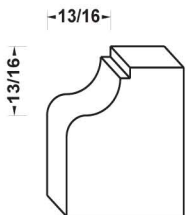
Half Bullnose

1-3/4" *minimum
thickness*



Traditional
Ogee

*no minimum
thickness*

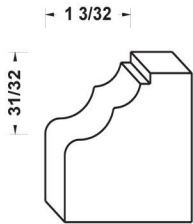


Large
Standard Ogee

*no minimum
thickness*

EDGE STYLES

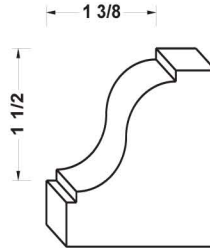
Price Group 3 Edge Style



Beaded
Waterfall

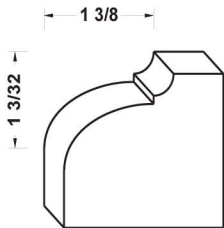
*no minimum
thickness*

Price Group 3 Edge Style



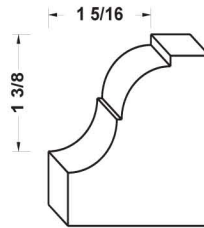
Large Beaded
Traditional Ogee

*2" minimum
thickness*



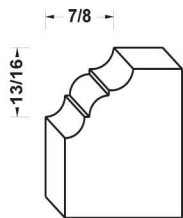
Classical
Gas

*1-1/2" minimum
thickness*



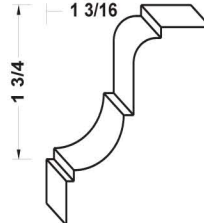
Large Double
Roman Ogee

*1-3/4" minimum
thickness*



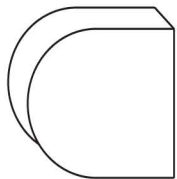
French
Baroque

*no minimum
thickness*



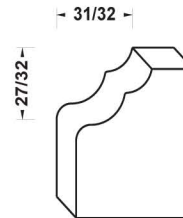
Verona

*2-1/4" minimum
thickness*



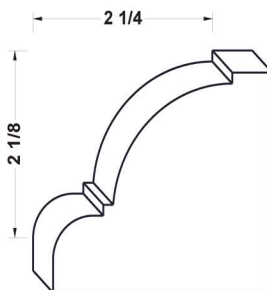
Full
Bullnose

*no minimum
thickness*



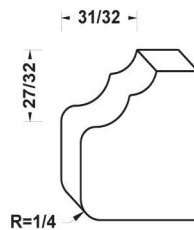
Waterfall

*no minimum
thickness*



Huge Double
Beaded
Roundover

*2-1/2" minimum
thickness*



Waterfall
Roundover

*no minimum
thickness*